

















Pediatric Endocrinology Diabetes Follow Up Questionnaire

Clinician Name: _____

Today's date _____ / _____ / _____				
PATIENT NAME:			DOB _____ / _____ / _____	
Accompanying adult:		Relationship to patient:		
Any concerns or questions you would like to discuss today?				
What Grade and school do you attend? How do you like to spend your free time? (Sports, Music, Reading, Art, Video Games.....)				
How many times a month do you miss school due to a diabetes related event?				
How do you feel with a LOW blood sugar? Please circle all your symptoms and/or write other			How do you feel with a HIGH blood sugar? Please circle all your symptoms and/or write other	
 Low blood sugar (Hypoglycemia) Sudden behavior change  Hungry  Weak or tired  Headache  Nervous or upset  Shaky  Sweaty  Dizzy			 Very thirsty  Needing to pass urine more than usual  Very hungry High blood sugar (Hyperglycemia)  Sleepy  Blurry vision  Weak or tired  Headache  Nervous or upset	
What do you use to treat?			What do you do when your blood sugars are high?	
Do you have anything to treat with you now? <input type="checkbox"/> No <input type="checkbox"/> Yes				
When do you wear a medical alert ID? <input type="checkbox"/> Never <input type="checkbox"/> Sometimes <input type="checkbox"/> Only in car <input type="checkbox"/> Only with Sports <input type="checkbox"/> Always				
What Fast Acting Insulin do you use? <input type="checkbox"/> Novolog <input type="checkbox"/> Humalog <input type="checkbox"/> Apidra				
Tell Us About Your Daily Schedule:				
Meal	Time	Insulin-to-carb ratio	Correction factor (ex - 1unit / 50pt > 150)	How many total units is this on a typical day?
Breakfast				
Lunch				
Dinner				
Any Snacks?				
What Long Acting Insulin do you use? <input type="checkbox"/> Lantus <input type="checkbox"/> Levemir <input type="checkbox"/> NPH				
What is your dose?			What time do you take it?	

Please complete both sides of this questionnaire, which helps us serve you better. Thank you.

<p style="text-align: center;">Patient Identification</p> <p>If label is not available, please complete:</p> <p>Patient Name _____</p> <p>DOB: _____ MR# _____</p>	<p style="text-align: center;">Office Use Only</p> <p>I attempted to obtain the patient's (or representatives) signature on this Acknowledgement but did not because:</p> <p><input type="checkbox"/> It was emergency treatment</p> <p><input type="checkbox"/> I could not communicate with the patient</p> <p><input type="checkbox"/> The patient refused to sign</p> <p><input type="checkbox"/> The patient was unable to sign because</p> <p><input type="checkbox"/> Other (please describe)</p> <p>Signature _____</p>
--	--

INJECTIONS	
What do you use?	<input type="checkbox"/> Syringe <input type="checkbox"/> Insulin pen
If an insulin pen, what length pen needle?	<input type="checkbox"/> Nano: green <input type="checkbox"/> Mini: purple <input type="checkbox"/> Short: blue
What sites do you use?	<input type="checkbox"/> Arms <input type="checkbox"/> Legs <input type="checkbox"/> Abdomen <input type="checkbox"/> Buttocks
Does insulin ever leak from the injection site?	<input type="checkbox"/> No <input type="checkbox"/> Yes
Any pain with injections?	<input type="checkbox"/> No <input type="checkbox"/> Yes
Who does insulin injections?	<input type="checkbox"/> Self <input type="checkbox"/> Parents <input type="checkbox"/> Nurse <input type="checkbox"/> Sibling <input type="checkbox"/> Other

INSULIN PUMP	
What Brand Pump are you on?	<input type="checkbox"/> Animas <input type="checkbox"/> Medtronic <input type="checkbox"/> OmniPod <input type="checkbox"/> T Slim <input type="checkbox"/> Other _____
How long have you had your current insulin pump?	
Do you know how to upload at home?	<input type="checkbox"/> No <input type="checkbox"/> Yes
Do you know how to use advanced features?	<input type="checkbox"/> No <input type="checkbox"/> Yes
Insulin pump insertion sites	
What infusion set do you use? (please name)	
What sites do you use?	<input type="checkbox"/> Arms <input type="checkbox"/> Legs <input type="checkbox"/> Abdomen <input type="checkbox"/> Buttocks
How often do you change sites?	<input type="checkbox"/> Every 2 days <input type="checkbox"/> Every 3 days <input type="checkbox"/> Other _____
Any pain with insertions?	<input type="checkbox"/> No <input type="checkbox"/> Yes
Who does insertions?	<input type="checkbox"/> Self <input type="checkbox"/> Parents <input type="checkbox"/> Nurse <input type="checkbox"/> Sibling <input type="checkbox"/> Other

CONTINUOUS GLUCOSE MONITOR	
If you are not using a CGM, are you interested in learning more about them?	<input type="checkbox"/> No <input type="checkbox"/> Yes
If you use a CGM, which one do you use? (please circle)	<input type="checkbox"/> DexCom <input type="checkbox"/> Animas Vibe <input type="checkbox"/> T Slim G4 <input type="checkbox"/> Medtronic <input type="checkbox"/> Enlite
Do you know how to upload at home?	<input type="checkbox"/> No <input type="checkbox"/> Yes
Do you know how to "share" data?	<input type="checkbox"/> No <input type="checkbox"/> Yes

Since your last visit, have you:	If yes, please provide details	
Experienced any new illnesses, surgery or hospitalizations?	<input type="checkbox"/> No <input type="checkbox"/> Yes	
Had blood work, x rays, ultrasound, CAT scan or MRI?	<input type="checkbox"/> No <input type="checkbox"/> Yes	
Changed any medications including non-prescription?	<input type="checkbox"/> No <input type="checkbox"/> Yes	
Learned of relatives that have developed a new chronic illness?	<input type="checkbox"/> No <input type="checkbox"/> Yes	
Experienced any major change at home, school, work, or in personal situation or health (e.g. diet, exercise, tobacco use, alcohol use)?	<input type="checkbox"/> No <input type="checkbox"/> Yes	
Since your last visit have you experienced any change in symptoms:	If yes, please provide details	
Fever, fatigue, feeling too warm or too cold most of the time	<input type="checkbox"/> No <input type="checkbox"/> Yes	
Weight loss, weight gain, increased thirst	<input type="checkbox"/> No <input type="checkbox"/> Yes	
Eyes / Vision (blurred or double vision, tearing, swelling)	<input type="checkbox"/> No <input type="checkbox"/> Yes	
Ears, nose, mouth, throat (Swelling, tender, difficulty swallowing, unable to smell, snoring, frequent ear infections, hearing problems)	<input type="checkbox"/> No <input type="checkbox"/> Yes	
Heart (chest pain, palpitations)	<input type="checkbox"/> No <input type="checkbox"/> Yes	
Lungs (shortness of breath, cough)	<input type="checkbox"/> No <input type="checkbox"/> Yes	
Digestion (constipation, diarrhea, belly pain, vomiting)	<input type="checkbox"/> No <input type="checkbox"/> Yes	
Urinary (pain with urination, frequent urination, bedwetting)	<input type="checkbox"/> No <input type="checkbox"/> Yes	
Muscles, joints (aches, cramps, pain on walking)	<input type="checkbox"/> No <input type="checkbox"/> Yes	
Skin, nails and hair (dryness, brittle nails, hair loss)	<input type="checkbox"/> No <input type="checkbox"/> Yes	
Neurological (Headaches, numbness, weakness, dizziness)	<input type="checkbox"/> No <input type="checkbox"/> Yes	
Emotional (Depression, sleep disorder, difficulty concentrating, anxiety)	<input type="checkbox"/> No <input type="checkbox"/> Yes	
Reproductive (change in menstruation, body odor, early pubic/axillary hair, age of first period ever and date of last period- if applicable)	<input type="checkbox"/> No <input type="checkbox"/> Yes	